



# Evaluation of 4th Call FP7-SEC-2011-1

**FP7 Security**  
**Programme Committee**  
**Brussels – 30 March 2011**

<b>Type</b>	<b>Number of Proposals</b>	<b>Req. EU contr. (M€)</b>
Integration Projects	38	330.7
CP-FPs, CSAs, NoEs	269	733.6
<b>Total</b>	<b>307</b>	<b>1,064</b>

proposals were found ineligible:

- 6 at the eligibility check - before the evaluation
- 1 during the consensus meeting, experts declared it unanimously “out of scope”

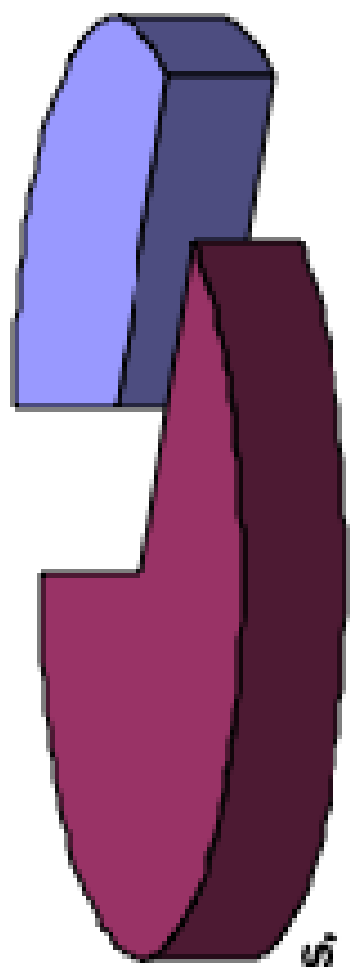
Coordinators have already been informed

	<b>TITLE</b>	<b>TOPIC</b>	<b>Reason for ineligibility</b>
1	SProM	SEC-2011.1.1-1	CP-FP but requested EU budget over 3,5 M Euros
9	MADNES	SEC-2011.1.3-3	IP but requested EU budget is below 3,5 M Euros
2	PRACTISE	SEC-2011.2.5-1	CP-FP but requested EU budget over 3,5 M Euros
2	INDIGO	SEC-2011.3.4-3	CP-FP but requested EU budget over 3,5 M Euros
3	WCPA	SEC-2011.6.1-2	incomplete part B

# consensus meeti

	<b>TITLE</b>	<b>TOPIC</b>	<b>Reason for ineligibility</b>
1	EUR- IOM	SEC-2011.6.2-1	All 3 experts at the consensus meeting agreed to declare this proposal ineligible as it is out of scope of the FP7-SEC-2011-1 call.

**Female experts,  
33.57%**



**Male experts,  
66.43%**

1	AT	5	3.6%	17	IL	3	2.1%
2	AU	1	0.7%	18	IT	13	9.3%
3	BE	3	2.1%	19	LT	1	0.7%
4	CA	3	2.1%	20	LU	1	0.7%
5	CH	7	5.0%	21	LV	1	0.7%
6	CZ	2	1.4%	22	NL	2	1.4%
7	DE	15	10.7%	23	NO	1	0.7%
8	DK	1	0.7%	24	PL	2	1.4%
9	EL	10	7.1%	25	PT	2	1.4%
10	ES	12	8.6%	26	RO	1	0.7%
11	FI	3	2.1%	27	RS	1	0.7%
12	FR	14	10.0%	28	SE	2	1.4%
13	FYFROM	1	0.7%	29	SL	3	2.1%
14	HR	1	0.7%	30	TR	3	2.1%
15	HU	2	1.4%	31	UK	18	12.9%
16	IE	3	2.1%	32	US	3	2.1%

TOPIC	NUMBER	ACRONYM	ESR	EU FUNDING
SEC-2011.6.5-2	285399	PRISMS	15	3
SEC-2011.5.4-1	285120	EQuATox	14.5	1
SEC-2011.5.2-1	284940	HIT-GATE	14	3
SEC-2011.2.5-1	285181	PRECYSE	14	3
SEC-2011.5.3-4	285024	ADVISE	14	2
SEC-2011.6.4-1	285223	SECONOMICS	14	3
SEC-2011.1.3-1	285092	AVERT	13.5	2
SEC-2011.1.3-2	285052	FORLAB	13.5	3
SEC-2011.2.2-2	284802	HIPOW	13.5	3
SEC-2011.3.4-2	285203	SNIFFER	13.5	3
SEC-2011.5.3-2	285069	DISASTER	13.5	2
SEC-2011.6.3-1	285593	ETTIS	13.5	2
SEC-2011.6.5-1	285166	COREPOL	13.5	1
SEC-2011.5.2-1	284863	GERYON	13.5	2
SEC-2011.5.4-1	285410	SLAM	13.5	1
SEC-2011.5.1-1	284989	BEAT	13	3
SEC-2011.6.1-4	285010	RECOBIA	13	3
SEC-2011.4.2-4	284927	PEP	13	
SEC-2011.7.5-2	284658	HELI4Rescue	13	1
SEC-2011.7.1-1	285099	THE HOUSE	13	3
SEC-2011.6.1-5	285582	RESPECT	13	3
SEC-2011.1.4-2	285202	SAVELEC	13	3
SEC-2011.1.5-1	285204	SCINTILLA	13	3



SEC-2011.1.3-1	285505	ENCOUNTER	13	3,5
SEC-2011.1.4-2	285144	AEROCEPTOR	13	3,5
SEC-2011.3.4-2	285446	DOGGIES	13	3,5
SEC-2011.7.4-1	285487	EUROFORGEN-NoE	12.5	6,5
SEC-2011.1.4-3	285624	MEPROCS	12.5	1,5
SEC-2011.1.5-1	284842	MODES_SNM	12.5	2,5
SEC-2011.3.4-2	285045	Sniffles	12.5	3,5
SEC-2011.6.1-5	284725	SURVEILLE	12.5	3,5
SEC-2011.6.5-2	285492	SurPRISE	12.5	3,5
SEC-2011.1.5-1	284845	REWARD	12.5	3,5
SEC-2011.5.2-1	285205	FREESIC	12.5	3,5
SEC-2011.6.5-1	285368	ALTERNATIVE	12.5	3,5
SEC-2011.7.5-1	285061	ARCHIMEDES	12.5	1,5
SEC-2011.1.2-1	285533	TACTICS	12.5	3,5
SEC-2011.1.4-1	285073	LINKSCH	12	8
SEC-2011.6.1-1	284678	ANVIL	12	2,5
SEC-2011.7.6-1	285036	DITAC	12	3,5
SEC-2011.6.2-1	285222	BESECURE	12	3,5
SEC-2011.1.2-1	285320	PROACTIVE	12	3,5
SEC-2011.7.5-1	285287	INSec	12	1,5
SEC-2011.1.3-2	284585	HYPERION	12	3,5

	TOPIC	NUMBER	ACRONYM	ESR	EU FUNDING
1	SEC-2011.4.2-2	285417	ICARUS	13.5	12,584,935
2	SEC-2011.4.2-2	284851	DARIUS	13.5	7,475,830
3	SEC-2011.1.3-3	284996	D-BOX	13	6,898,088
4	SEC-2011.2.2-1	285311	XP-DITE	13	9,992,635
5	SEC-2011.4.2-3	284931	S(P)EEDKITS	13	6,329,866
6	SEC-2011.1.3-3	284747	TIRAMISU	12.5	14,935,112
7	SEC-2011.3.4-1	284862	FIDELITY	12	12,013,194
8	SEC-2011.4.1-1	284552	CRISMA	12	10,107,160
9	SEC-2011.2.4-1	285104	SAFEPOST	12	9,523,423

RL1	SEC-2011.4.2-2	284916	SENSE4USAR	11.5	8,112,466
RL2	SEC-2011.1.3-3	285639	CleanLand	11.5	11,551,805
RL3	SEC-2011.4.2-2	284936	EU-SEALS	11.5	9,791,923
RL4	SEC-2011.4.2-2	285109	SaRVIVOR	11.5	12,185,121

RL1	SEC-2011.2.2-2	285257	STRUCTURES	12	3,497,796
RL2	SEC-2011.5.3-4	285621	SAVASA	12	3,166,267
RL3	SEC-2011.6.5-2	285635	PACT	12	3,466,928
RL4	SEC-2011.1.2-1	285003	SAFECITY	12	3,379,151
RL5	SEC-2011.2.2-2	285136	SECRET	12	3,059,433
RL6	SEC-2011.2.5-1	285647	CockpitCI	12	2,986,675
RL7	SEC-2011.2.5-1	285477	CRISALIS	12	3,426,390
RL8	SEC-2011.7.5-1	285663	INNOSEC	12	1,289,778
RL9	SEC-2011.3.4-2	284456	HANDHOLD	12	3,495,806
RL10	SEC-2011.5.1-1	285187	BEAM	12	3,445,592
RL11	SEC-2011.5.2-1	284900	INFRACOM	12	3,495,650
RL12	SEC-2011.2.5-1	284831	MOCCASIN	12	2,991,970

<b>Type</b>	<b>Received</b>	<b>Main lists</b>	<b>Reserve lists</b>	<b>Success rate</b>
<b>IP</b>	38	9	4	23.7%
<b>P-FP, CSA, NoE</b>	269	45	12	16.7%
<b>Total</b>	<b>307</b>	<b>54</b>	<b>16</b>	<b>17.6%</b>

Of the **48** topics listed in the Work Programme there were  
**11** not covered

Two topics which received no proposals for evaluation:

6.1-2 (one ineligible proposal) Protection of European  
citizens abroad (CSA)

and

1.5-3 (no submissions) Development of improved forens  
tools applied to radiological contaminations (CP-FP)

7 Dec 10-21 Jan 2011	Remote individual evaluation
31 Jan-16 Feb 2011	Consensus meetings / hearings
17 Feb 2011	Final Panel
16 March 2011	Initial information letters (incl. ESF)
30 March 2011	Evaluation presentation to Programme Committee
March-April /May 2011	Ethical review / Security scrutiny
May/June 2011	Inter-service Consultation and distribution of proposals REA / EC
June/July 2011	Invitation to start negotiations
End of 2011	Signature of first Grant Agreements

- **Briefing** in Brussels on 15 Dec 2010
  - General briefing
  - Specific for rapporteurs
- **Individual readings** using a dedicated web tool (RIVET):
  - From 17 Dec 2010 to 21 Jan 2011
- 140 independent experts:
  - 3 experts per CP-FP and CSA
  - 5 experts per IP and NoE

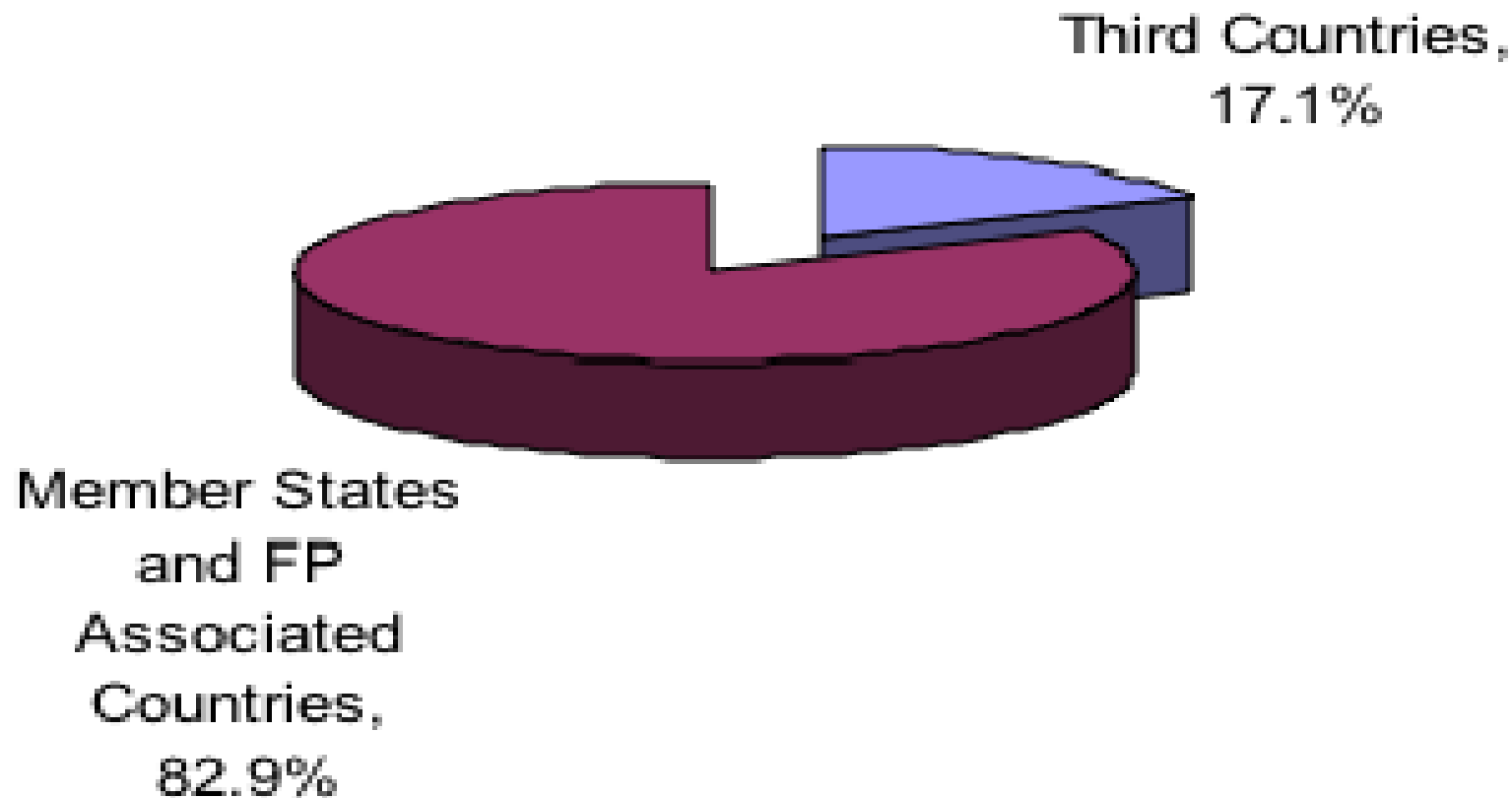
Regular Rotation:

2% of the FP7-SEC-2011-1 experts participated in the  
FP7-SEC-2010-1 evaluation




Experts' origin:

- from 22 MSs, 7 Associated Countries and
- from 3 Third Countries



- 35.0% academia
- 31.4% industry
- 7.9% public bodies
- 19.3% security end users
- 6.4% others



Held in the Covent Garden building (Brussels) during 2 weeks:

- 31 Jan - 4 Feb for IPs
- 7-11 Feb for CP-FPs, CSAs and NoEs

**Hearings:**

- 14 -16 Feb for 23 proposals (all IPs passing all the thresholds)

34 experts representing all topics

Output of the hearings – modifications to the ESR if appropriate

Recommendations on 2 ranked lists (IP & CP-FP+CSA+NoE)

In case of equal scores:

1. Final score
2. Coverage of the WP
3. Criterion 1 (S&T excellence)
4. Criterion 3 (Impact)

Budget split in 2 projects' lists

Transform all CRs into ESRs (incl. agreement on all comments and marks)

**total budget in the WP: 221,43 M€**

<b>Type</b>	<b>Indicated in WP</b>	<b>Results</b>	
		<b>(Shorts lists)</b>	
		<b>%</b>	<b>M€</b>
<b>IP</b>	<b>45%</b> <b>(35-55%)</b>	<b>40.58%</b>	<b>89,860</b>
<b>CP+CSA+NoE</b>	<b>55%</b> <b>(45-65%)</b>	<b>58.06%</b>	<b>128,572</b>
<b>Total</b>	<b>100%</b>	<b>98.64%</b>	<b>218,432</b>



Proposals in the main lists cover 37 topics out of 48  
(7 IPs and 30 CP-FPs, CSAs and NoEs)

The reserve lists do not cover any additional topics

All IP topics are covered by at least 1 successful proposal

Topics without successful proposals:

- 1 Digital forensic (CP-FP)
- 2 Development of detection capabilities of difficult to detect radioactive sources and nuclear materials (CP-FP, SA)
- 3 Border crossing points of the future (CP-FP)
- 2 Psycho social support of Crisis Management (CP-FP)
- 1 Post crisis lesson learned exercise (CP-FP, CSA)
- 1 Establishment of a first responders Platform for interoperability (CSA)
- 3 Developing interoperability frameworks for mission-oriented security systems (CP-FP, CSA)
- 3 Signs of 'early warning' to detect trends and weak signals in social polarisation, violent radicalisation development and segregation (CP-FP, CSA)
- 1 Effective approach between end-users and SMEs (C



Participants	Evaluated proposals			Ranked lists		
	All	SMEs		All	SMEs	
			%			%
Total number of applicants	3,064	788	25.72%	632	152	24.05%

Participants	Evaluated proposal		Ranked lists		Success rate	
	All	SMEs	All	SMEs	All	SMEs
Total number of applicants	3,064	788	632	152	20.63%	19.29%
Requested EU contribution (M€)	1044	259.6	218.4	51.9	20.90%	20.02%

**FP7-SEC-2011-1**

**Thank you**

**for your attention**



**Extra slides**

Proposals in the main lists cover 37 topics out of 48  
(7 IPs and 30 CP-FPs, CSAs and NoEs)

The reserve lists do not cover any additional topics

**- Activities 1-4:**

**IP:** all covered by at least 1 successful proposal

**CP-FP:** all covered except for 4 topics

**CP-FP/CSA:** none covered, 0 out of 2

**CSA:** all covered 2 out of 2

**- Activity 5:** 5 topics covered out of 7

**- Activity 6:** 8 topics covered out of 10

**- Activity 7:** 5 topics covered out of 6

incl. 1 successful **NoE** (7.4.1)

---

**49 (35 %) academia**  
**44 (31.4 %) industry**  
**11 (7.9 %) public bodies**  
**27 (19.3 %) security end users and**  
**9 experts (6.4 %) 'other' inter alia from EU**  
**and international institutions**

---